

E-services User Guide
Quick E-Payment
Ras Al Khaimah Court Department
Translation of Version (1.0)

Subject	Quick E-Payment	Version	1.0
---------	-----------------	---------	-----

Table of Contents

1. Login to the Court Quick Payment service online..... 3

Updates

Version Number	Name	Date	Comments
1.0	Randa Issa	31\03\2020	Create the translation of the Arabic version (1.0)

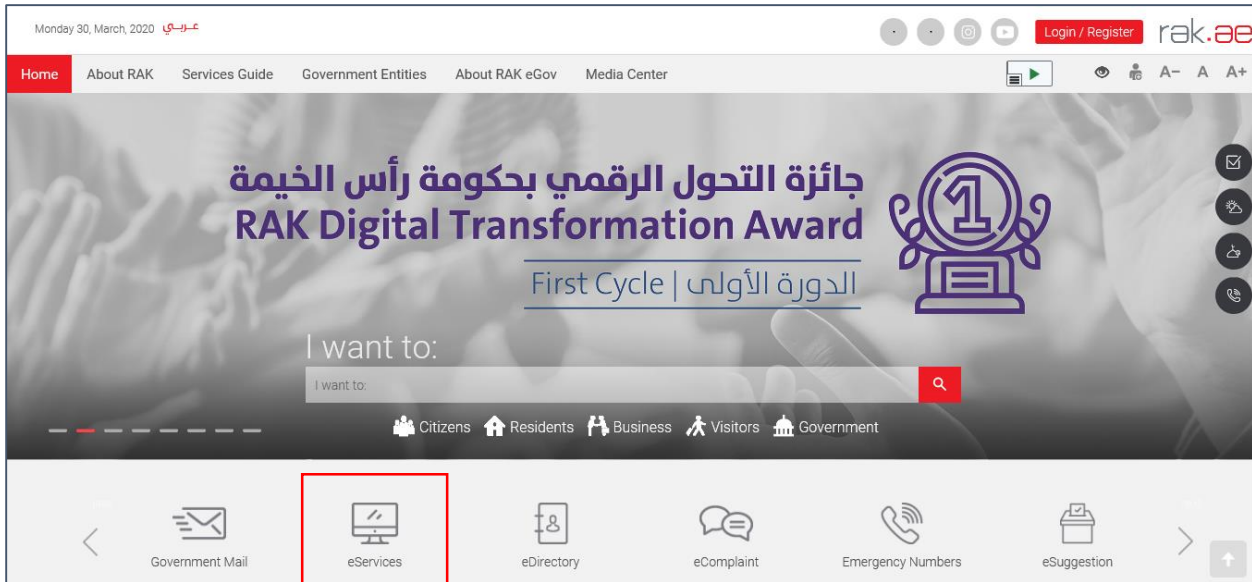
Reviews

Version Number	Name	Date	Comments


Subject	Quick E-Payment	Version	1.0
---------	-----------------	---------	-----

1. Login to the Court Quick Payment service online

1. Access the official portal of Ras Al Khaimah Government (<https://www.rak.ae/wps/portal>)
2. Click on “eServices” icon from the services bar.



The list of the government entities of Ras Al Khaimah will show up:



3. Click on the “**RAK Court**” icon to view the types of the court services that are available online:

Subject	Quick E-Payment	Version	1.0
---------	-----------------	---------	-----



Case Inquiry - Civil Courts
Power of attorney inquiry service
Published Judgements
Attestation Services
No Case Record
Parties services
Banks, Institutions and Companies services
Lawyer Services
Typing offices Services
Governmental Authorities Services
Judges Services
Remote Security Deposits
My Cases-Issuing Courts Requests
Quick Pay

4. Click on the required service as “Quick Pay”, then the login page will show up as below:

Please Log in

Login With UAE PASS


A single trusted digital identity for all citizens, residents and visitors.

Note: If you are already registered with RAK Government Portal, you can use the same login credentials to login to UAE Pass.

OR

Not yet a member? [Register With UAE Pass](#)

OR

 Log in with **SmartPass**

Log in to RAK.ae

Username


Password

Log in

Cancel

Subject	Quick E-Payment	Version	1.0
---------	-----------------	---------	-----

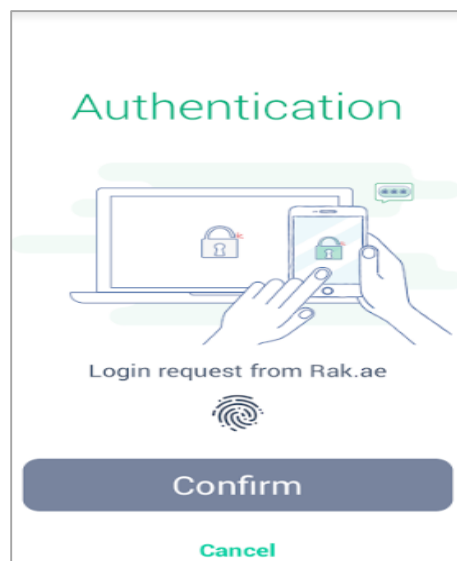
6. Click on “login with UAE PASS” button, The UAE PASS Login page will show up:



7. If your phone number is correct, click on the “Login” button to get the authentication on your phone:



8. Access the UAE PASS application on your phone and click on the “Confirm” button, then enter your four digits predefine password.



9. Upon your confirmation the “Quick Pay Service” page will show up online:

Subject	Quick E-Payment	Version	1.0
---------	-----------------	---------	-----

Quick Pay - Civil Court

Quick Pay
Payment History

User Id 1000040552 User Name طارق ماجد خليفة

Individual services Offices services

Total Due Amount 391450.00 AED

Selected amount to pay 0.00 AED

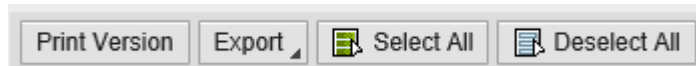
Print Version
Export
Select All
Deselect All

	Case ID	Service Order	Created On	Payment Req. No.	Due to pay	Payee	Case/Txn No.	Txn. Year
<input type="checkbox"/>		9000019463	30.03.2020	8000028384	5,030.00	طارق ماجد خليفة		0000
<input type="checkbox"/>	300000008792	9000019450	26.03.2020	8000028380	550.00	محمد علي العفاسي	8	2019
<input type="checkbox"/>	400000000877	9000019433	26.03.2020	8000028375	20.00	طارق ماجد خليفة	10	2018
<input type="checkbox"/>	3000000008213	9000019247	08.03.2020	8000028245	50.00	محمد علي العفاسي	2	2019
<input type="checkbox"/>	3000000008213	9000019246	08.03.2020	8000028244	50.00	محمد علي العفاسي	2	2019
<input type="checkbox"/>	600000001061	9000019228	04.03.2020	8000028219	2,000.00	طارق ماجد خليفة	3	2020
<input type="checkbox"/>	600000001063	9000019132	02.03.2020	8000028190	2,500.00	طارق ماجد خليفة	2	2020
<input type="checkbox"/>	400000000928	9000019002	16.02.2020	8000028120	20,000.00	طارق ماجد خليفة	15	2019
<input type="checkbox"/>	500000000603	9000018936	11.02.2020	8000028101	5,030.00	طارق ماجد خليفة		0000
<input type="checkbox"/>	500000000603	9000018933	11.02.2020	8000028099	3,000.00	طارق ماجد خليفة		0000

Pay Selected Items

The service enables you to view all the payments that you should pay whether they are a case deposit or a service fee.

Note: the page enables you to perform some functions on the payments list as below:



- **“Print Version”**: to print the payment list or to save a soft copy on your device.
- **“Export”**: to export the payment list into excel sheet.
- **“Select All”**: to select all the payment in the list at once.
- **“Deselect All”**: to cancel all payment selection.

10. Select the checkbox to the left of the payment that you want to pay, then the value of the same will be displayed in the **“Selected Amount to Pay”** filed at the top of the page.

11. Click on the **“Pay Selected Item”** button:

Subject	Quick E-Payment	Version	1.0
---------	-----------------	---------	-----

Quick Pay | **Payment History**

User Id 1000040552 User Name طارق ماجد خليفة

Individual services Offices services

Total Due Amount 391450.00 AED

Selected amount to pay 50.00 AED

Print Version | Export | Select All | Deselect All

	Case ID	Service Order	Created On	Payment Req. No.	Due to pay	Payee	Case/Txn No.	Txn. Year
<input type="checkbox"/>	300000006792	9000019450	26.03.2020	8000028380	550.00	محمد طي المحامي	8	2019
<input type="checkbox"/>	400000000877	9000019433	26.03.2020	8000028375	20.00	طارق ماجد خليفة	10	2018
<input checked="" type="checkbox"/>	300000006213	9000019247	08.03.2020	8000028245	50.00	محمد طي المحامي	2	2019
<input type="checkbox"/>	300000006213	9000019246	08.03.2020	8000028244	50.00	محمد طي المحامي	2	2019
<input type="checkbox"/>	600000001061	9000019228	04.03.2020	8000028219	2,000.00	طارق ماجد خليفة	3	2020
<input type="checkbox"/>	600000001063	9000019132	02.03.2020	8000028190	2,500.00	طارق ماجد خليفة	2	2020
<input type="checkbox"/>	400000000928	9000019002	16.02.2020	8000028120	20,000.00	طارق ماجد خليفة	15	2019
<input type="checkbox"/>	500000000603	9000018936	11.02.2020	8000028101	5,030.00	طارق ماجد خليفة		0000
<input type="checkbox"/>	500000000603	9000018933	11.02.2020	8000028099	3,000.00	طارق ماجد خليفة		0000
<input type="checkbox"/>		9000018927	11.02.2020	8000028096	5,030.00	طارق ماجد خليفة		0000

Pay Selected Items

Note: you can select one, many, or all the payments in the list to be paid at once.

Quick Pay | **Payment History**

User Id 1000040552 User Name طارق ماجد خليفة

Individual services Offices services

Total Due Amount 391450.00 AED

Selected amount to pay 100.00 AED

Print Version | Export | Select All | Deselect All

	Case ID	Service Order	Created On	Payment Req. No.	Due to pay	Payee	Case/Txn No.	Txn. Year
<input type="checkbox"/>	300000006792	9000019450	26.03.2020	8000028380	550.00	محمد طي المحامي	8	2019
<input type="checkbox"/>	400000000877	9000019433	26.03.2020	8000028375	20.00	طارق ماجد خليفة	10	2018
<input checked="" type="checkbox"/>	300000006213	9000019247	08.03.2020	8000028245	50.00	محمد طي المحامي	2	2019
<input checked="" type="checkbox"/>	300000006213	9000019246	08.03.2020	8000028244	50.00	محمد طي المحامي	2	2019
<input type="checkbox"/>	600000001061	9000019228	04.03.2020	8000028219	2,000.00	طارق ماجد خليفة	3	2020
<input type="checkbox"/>	600000001063	9000019132	02.03.2020	8000028190	2,500.00	طارق ماجد خليفة	2	2020
<input type="checkbox"/>	400000000928	9000019002	16.02.2020	8000028120	20,000.00	طارق ماجد خليفة	15	2019
<input type="checkbox"/>	500000000603	9000018936	11.02.2020	8000028101	5,030.00	طارق ماجد خليفة		0000
<input type="checkbox"/>	500000000603	9000018933	11.02.2020	8000028099	3,000.00	طارق ماجد خليفة		0000
<input type="checkbox"/>		9000018927	11.02.2020	8000028096	5,030.00	طارق ماجد خليفة		0000

Pay Selected Items

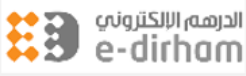
Subject	Quick E-Payment	Version	1.0
---------	-----------------	---------	-----



The system then will collect the total value of the selected items and display it in the “**Selected Amount to pay**” at the top of the page.

The payment channel selection page will be displayed, showing the payment amount, as well as the payment channels through which you can pay online; which are the Electronic Dirham or the Bank cards of both types "VISA" or "MASTERCARD":


Payment Amount: 50.00
Amount Already Payed: 0.00

* Transaction Amount 50.00 AED



E-Dirham 

Banks Cards  

By clicking "Pay" a new transaction will be created and you will be redirected to Etisalat/e-Dirham payment page, where you can finish the transaction.





1. Select the desired payment channel then click on the “Pay” button:


 ePayment by


Payment beneficiary

Name	RAK eGovernment
Amount	Dhs. 50.00
Fee	Dhs. 70.50
Total value	Dhs. 120.50
Order description	RAK portal etisalat payment






Payment information


Payment instrument	<input type="text" value="Payment Card"/>
Card brand	<input type="text" value="Visa"/>
Card number	<input type="text" value="e.g 4111111111111111"/>
Expiry	<input type="text" value="January"/> <input type="text" value="2020"/>
Verification code	<input type="text" value="CVV2/CVC2/CID"/>


Subject	Quick E-Payment	Version	1.0
---------	-----------------	---------	-----

2. Enter the card number, expiry date, and verification code, then click on the “Pay” button to complete the payment procedure.
3. When the payment is done successfully, the payment report will be displayed showing the payment transaction number and date and the payment amount. Click on the “Print”  icon to have the report printed.

Transaction Data

Transaction info	Payment user id
	Transaction Id 000000000004556
	Transaction date 12.02.2020 11:00:12
	Etisalat transaction id 0000243665542140
	Amount
	50.00 AED
	Additional Fees 70.50 AED
	Total Amount 120.50 AED

 Payment processed successfully.
Approval code for transaction is: 084478



Note:

- Upon successful completion of the payment, the payment receipt for each paid transaction will be sent to the email address saved in your file in the Courts Department separately
- To view all the payments record that you have paid successfully via the Quick payment service, click on the “Payment History” page at the top of the screen.

Subject	Quick E-Payment	Version	1.0
---------	-----------------	---------	-----

Quick Pay - Civil Court

Quick Pay
Payment History

Enter Selection Criteria

Payment Date From: To:

[Get Payment Details](#)

Payment Id	Case ID	Transaction Id	Payment Amount (AED)	Order Unique No	Receipt ID	Initialized Date	Payment Date
8000028101	500000000603	4607	5,030.00			30.03.2020 12:24:48	00.00.0000 00:00:00
8000028093	500000000603	4607	3,000.00			30.03.2020 12:24:48	00.00.0000 00:00:00
8000028099	500000000603	4607	11,030.00			30.03.2020 12:24:48	00.00.0000 00:00:00
8000028101	500000000603	4606	5,030.00			30.03.2020 12:11:49	00.00.0000 00:00:00
8000028099	500000000603	4606	3,000.00			30.03.2020 12:11:49	00.00.0000 00:00:00
8000028093	500000000603	4606	11,030.00			30.03.2020 12:11:49	00.00.0000 00:00:00
8000028157	3000000006999	4605	4,000.00	256800840307	819426	29.03.2020 11:02:15	29.03.2020 11:33:02

- To view the payments records that you have done via the Quick payment service during a specific period of time:
 - Enter the start and end dates of the required period of time in the fields “**Payment date From, To**”
 - Click on “**Get Payment Details**” to have the required payment records displayed in the list.

Subject	Quick E-Payment	Version	1.0
---------	-----------------	---------	-----